## Positionsstellung (Branchpositions)

| I | II | III | IV | V | VI | VII | VIII | IX | X | XI | XII | XIII | XIV | XV |
|---|---|---|---|---|---|---|---|---|---|---|---|---|---|---|
| 0° | 0° | 270° | 90° | 180° | 180° | 180° | 90° | 0° | 180° | Axial | | — | — | — |

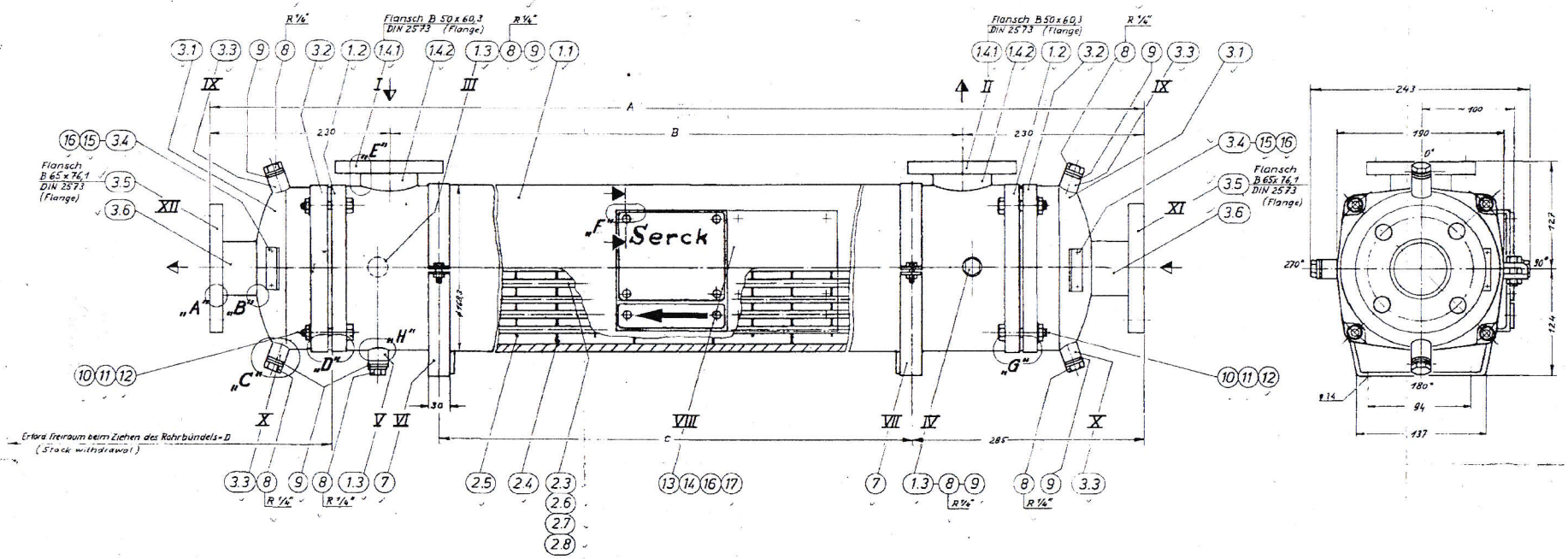


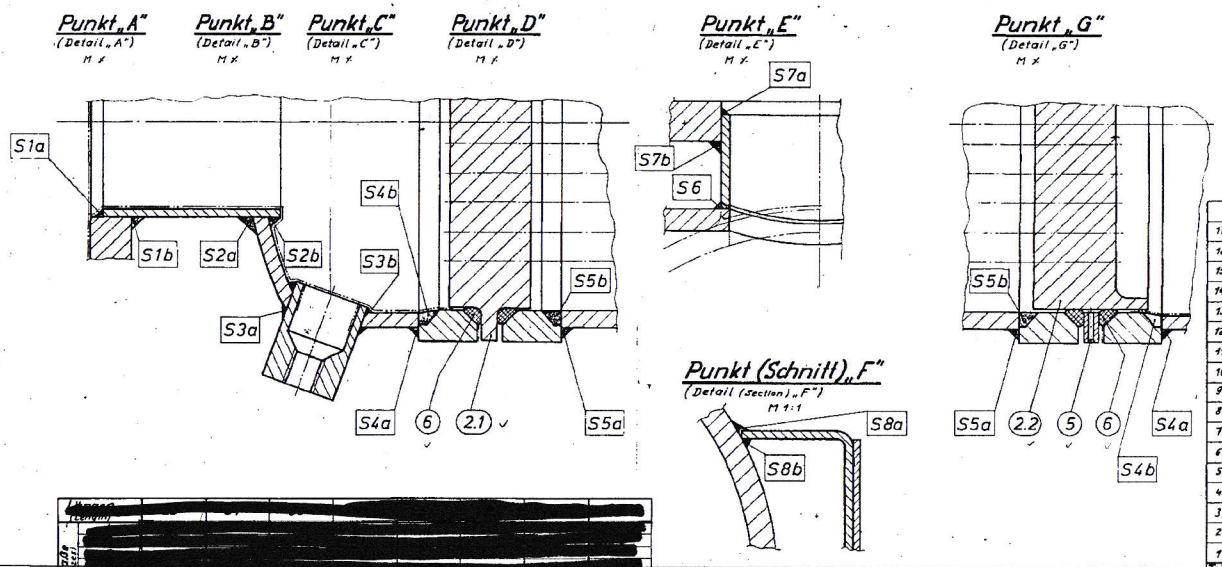


| Teil Item | Benennung Description | Abmessung Dimension | Zeichg./DIN Drawing/Norm | Stck. Piece | Werkstoff Material | Mat.-Nr. Mat.-No |
|---|---|---|---|---|---|---|
| 17 | Bock f. Firmenschild (Trestle for Name plate) | | 3-28 282 | 2 | MR St 37-2 (Mild Steel) | 40-79 566 |
| 16 | Halbrundkerbnagel (Half round slot nail) | 4 x 6 | DIN 1476 | 10 | Al | |
| 15 | Schild (Wk ausgeklebt) (Plate „Wafabox coated") | | 4-28 281 | 2 | G-Al Mg 3 (Al-Alloy) | 40-79 542 |
| 14 | Schild („Zielrichtung") (Plate „Withdrawal Direction") | | 4-28 280 | 1 | G-Al Mg 3 (Al-Alloy) | 40-79 587 |
| 13 | Firmenschild (Name plate) | | WN 3421 | 1 | G-Al Mg 3 (Al-Alloy) | 40-79 519 |
| 12 | Scheibe (Plain washer) | 17 | DIN 125 | 8 | St (Steel) | 27-41 040 |
| 11 | Sechskantmutter (Hexagon nut) | M 16 | DIN 934 | 8 | 8 (Steel) | 20-25 300 |
| 10 | Sechskantschraube (Hexagon bolt) | M 16 x 70 | DIN 931 | 8 | S 6 (Steel) | 20-21 480 |
| 9 | Dichtring (Joint for plug) | A 14 x 18 | DIN 7603 | 7 | Cu (Copper) | 23-43 900 |
| 8 | Verschlußschraube (Plug) | R 1/4" | DIN 910 | 7 | Ms 58 (Brass) | 20-41 860 |
| 7 | Schelle (Strap) | | 4 900 | 2 | MR St 37-2 (Mild Steel) | 40-90 805 |
| 6 | Dichtung für R-Pl. (Joint ring for tube plates) | | 1 100 | 4 | | 40-90 702 |
| 5 | Leckring (Leakage ring) | | 900 | 1 | St (Steel) | 40-90 602 |
| 4 | | | | | | |
| 3 | Wasserkammer (Water box) | | 81 800 | 2 | St (Mild Steel) | |
| 2 | Rohrsystem (Tube stack) | | 8 600 | 1 | CuAl / Cu Zn (Al Bronze/Brass) | |
| 1 | Mantel (Shell) | | 11 800 | 1 | St (Steel) | |

| | Mantelseite (Shell side) | Rohrseite (Tube side) |
|---|---|---|
| Betriebsdruck (Warning pressure) | 6,0 bar | 4,0 bar |
| Probedruck (Test pressure) | 9,0 bar | 6,0 bar |
| Temperatur (Temperature) | 65,0 °C | 40,0 °C |
| Ltr. Inhalt (Ltr. Volume) | siehe Stuckliste (see partlist) | |
| m² | siehe Stuckliste (see partlist) | |
| Abnahme (Survey) | siehe Stückliste (see partlist) | |

Auftrag-Nr. (Order No.): [redacted]
Bau-Nr. (Serial No.): [redacted]
Schiffs-Nr.: (Ship No.):

**Serck** [redacted]

| | Tag | Name |
|---|---|---|
| gez. | 21.12.78 | [illegible] |
| gepr. | 22.1.79 | [illegible] |
| ges. | 12.1.79 | [illegible] |

Maßstab: AA 44 - Kühler 903 SS 75 X 1
AA 44 - Cooler

Zusammenstellung (Arrangement)

Kartenpapier:
Ersatz für:
Ersetzt durch: [redacted]

[redacted]

## Positionsstellung (Branchpositions)

| I | II | III | IV | V | VI | VII | VIII | IX | X | XI | XII | XIII | XIV | XV |
|---|---|---|---|---|---|---|---|---|---|---|---|---|---|---|
| 0° | 0° | 0° | – | 180° | 180° | 180° | 90° | 0° | 180° | Axial | – | – | – | |

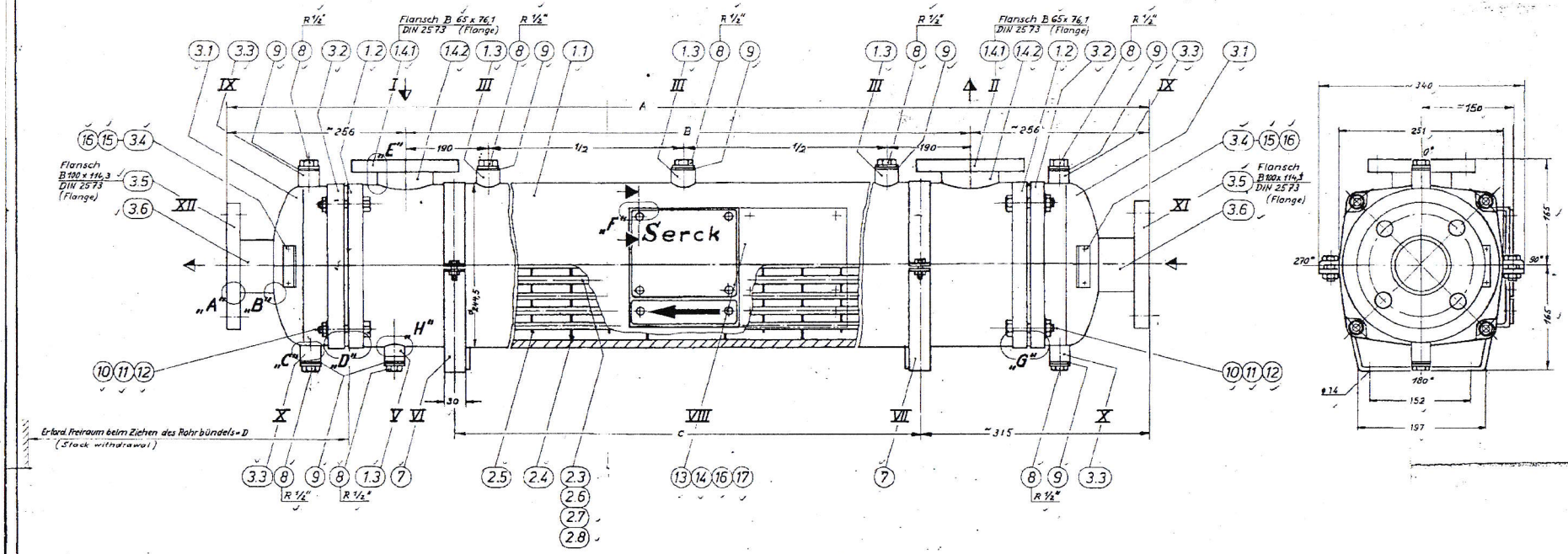




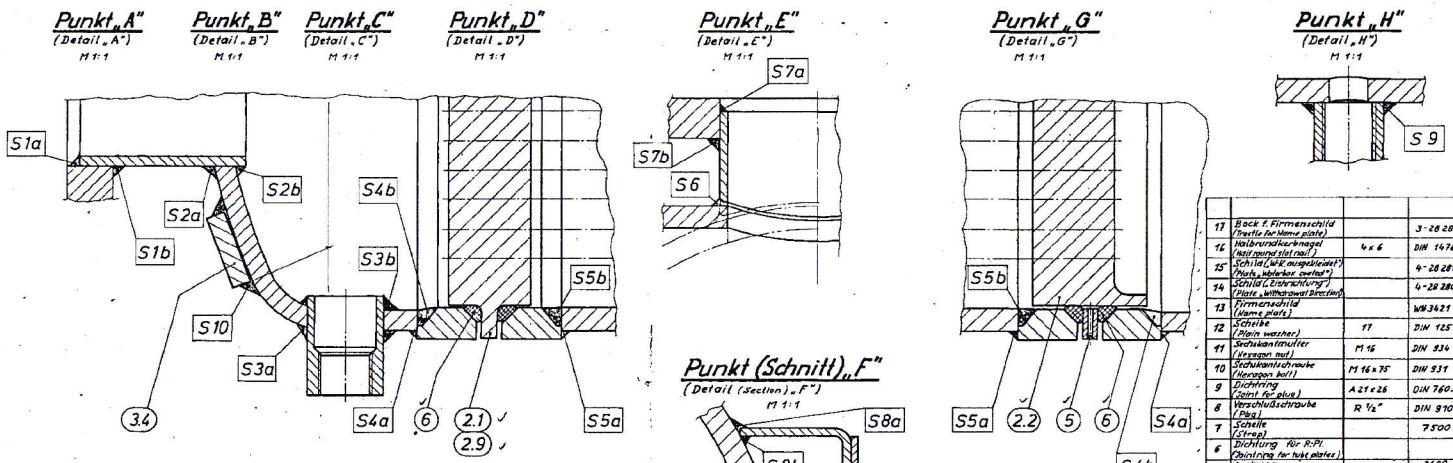


| Teil Item | Benennung Description | Abmessung Dimension | Zeichg./DIN Drawing/Norm | Stck. Piece | Werkstoff Material | Mat.-Nr. Mat.-No. |
|---|---|---|---|---|---|---|
| 17 | Bock f. Firmenschild (Trestle for Name plate) | | 3-28 282 | 2 | MR St 37-2 (Mild Steel) | 40-79 566 |
| 16 | Halbrundkerbnagel (Half round slot nail) | 4 x 6 | DIN 1476 | 10 | Al | |
| 15 | Schild („W-R ausgebleicht") (Plate „Waterbox overlad") | | 4-28 281 | 2 | G-Al Mg 3 (Al-Alloy) | 40-79 542 |
| 14 | Schild („Ziehrichtung") (Plate „Withdrawal Direction") | | 4-28 280 | 1 | G-Al Mg 3 (Al-Alloy) | 40-79 567 |
| 13 | Firmenschild (Name plate) | | WN 3421 | 1 | G-Al Mg 3 (Al-Alloy) | 40-79 519 |
| 12 | Scheibe (Plain washer) | 17 | DIN 125 | 8 | St (Steel) | 27-41 040 |
| 11 | Sechskantmutter (Hexagon nut) | M 16 | DIN 934 | 8 | 8 (Steel) | 20-25 300 |
| 10 | Sechskantschraube (Hexagon bolt) | M 16 x 75 | DIN 931 | 8 | 5.6 (Steel) | 20-21 500 |
| 9 | Dichtring (Joint for plug) | A 21 x 26 | DIN 7603 | 8 | Cu (Copper) | 23-39 490 |
| 8 | Verschlußschraube (Plug) | R ½" | DIN 910 | 8 | Ms 58 (Brass) | 20-41 900 |
| 7 | Schelle (Strap) | | 7500 | 2 | MR St 37-2 (Mild Steel) | 40-90 806 |
| 6 | Dichtung für R-Pl. (Jointing for tube plates) | | | 4 | | 40-90 703 |
| 5 | Leckring (Leakage ring) | | 2600 | 1 | St (Steel) | 40-90 603 |
| 4 | | | | | | |
| 3 | Wasserkammer (Water box) | | 27 000 | 2 | St (Mild Steel) | |
| 2 | Rohrsystem (Tube stack) | | 81 500 | 1 | CuAl / Cu Zn (Al-Bronze/Brass) | |
| 1 | Mantel (Shell) | | 15 300 | 1 | St (Steel) | |

| | Mantelseite (Shell side) | Rohrseite (Tube side) |
|---|---|---|
| Betriebsdruck (Working pressure) | 6,0 bar | 4,0 bar |
| Probedruck (Test pressure) | 9,0 bar | 6,0 bar |
| Temperatur (Temperature) | 100,0 °C | 37,0 °C |
| Ltr. Inhalt (Ltr. Volume) | siehe Stückliste (see partlist) | |
| m³ | siehe Stückliste (see partlist) | |
| Abnahme (Survey) | siehe Stückliste (see partlist) | |

Auftrag-Nr.: [redacted]
Bau-Nr.: [redacted]
Schiffs-Nr.: (Ship No.)

Serck [redacted]

| | Tag | Name |
|---|---|---|
| gez. | 21.12.78 | [illegible] |
| geprüft | 17.1.79 | [illegible] |

Maßstab 1:1

AA 44 - Kühler 904 SS 75 X 1
AA 44 - Cooler

# Zusammenstellung (Arrangement)

Kartengruppe:
Ersatz für:
Ersatz durch: [redacted]