

# orbit<sup>3</sup>

## Digital Measurement System Digital Linear Measuring Transducers

### Features

- Accuracy to **<1 µm (0.00004 in)**
- Excellent repeatability **0.05 µm (0.000002 in)**
- Measurement ranges **0.5 to 20 mm**
- Precision linear bearings – life **100 million** cycles
- Very Low tip force **<0.18 N**
- Uses **Orbit® 3** Digital Measurement System for
  - Fast data rates
  - Simple connectivity
  - Multiple sensors on one network



### Description

Solartron Metrology's **Orbit® 3 Measurement System** using Solartron Contact Measurement Transducers provides a **cost effective solution** for a wide range of gauging, measuring or positioning in diverse industries. Whether in the laboratory or in a manufacturing environment, Solartron Metrology's extensive range of spring actuated, pneumatic and feather touch transducers offer a solution to most applications.

A **reliable transducer** is essential to any data collection and measurement system. All Solartron transducers are designed to generate reliable data not just from new but after millions of cycles of operation. This requires close attention to detail in design and materials as well as considerable investment in state-of-the-art machines to produce bearings, which are the heart of the transducer. Solartron Metrology has complete control in-house over all aspects of the design and manufacture of a wide range of linear bearing assemblies and transducers.

The **Solartron Orbit® 3 Network** is a fully formed digital measurement system that makes it simple to inter-connect Solartron Digital contact and non contact transducers and other 3<sup>rd</sup> party transducers to a computer or PLC., Simple connectivity up to 150 transducers on one network with a wide range of network controllers including USB and Ethernet. See the **Orbit® 3 datasheet** for further details

Customised or special products will always be considered when there is not an exact fit in our standard product range. See our specialist probe data sheets special measurement transducers including flexures and block gauges.

**Precision. Quality. Reliability**

[www.solartronmetrology.com](http://www.solartronmetrology.com) • [sales.solartronmetrology@ametech.com](mailto:sales.solartronmetrology@ametech.com)

# orbit3

## Digital Linear Measuring Transducers



### Standard DP Spring Push

- 0.5, 1, 2, 5, 10, and 20mm measuring ranges
- 0.7 N Tip Force
- IP 65 rating



### Standard DP Pneumatic Push

- 2, 5, 10, and 20mm measuring ranges
- 0.7 N Tip Force
- IP 65 Rating
- Vacuum retract also available




### DJ Pneumatic Jet

- 2, 5, and 10 mm measuring ranges
- Actuation by an inbuilt piston, independent of gaiter. Air exits via side port.
- 0.7 N Tip Force



### DT Feather Touch

- As low as 0.18 N Tip Force
- Ideal for glass, electronics, and delicate surfaces
- 2, 5, 10, and 20mm measuring ranges
- Available in both spring and pneumatic



### DT30 Feather Touch

- 30mm mechanical travel, with measuring range at end of travel
- 5 and 10mm measuring ranges
- As low as 0.18 N Tip Force



### DW Ultra Feather Touch

- Low 0.03 to 0.06 N of tip force
- Ideal for delicate surfaces
- 10 mm measuring range
- Available in both spring and pneumatic
- Not ideal for sideload applications



### D6J 6mm Narrow Body

- Thinner 6mm diameter profile
- 2mm spring available
- 5 and 10mm measuring range available
- Not ideal for sideload applications



### DZ Ultra Short

- Short length probe
- 1 or 2mm measuring range

Precision. Quality. Reliability

[www.solartronmetrology.com](http://www.solartronmetrology.com) • [sales.solartronmetrology@ametek.com](mailto:sales.solartronmetrology@ametek.com)

# orbit3

## Digital Linear Measurement Transducers / Gauging Probes

### Features

- Accuracy to  $<1 \mu\text{m}$
- Excellent repeatability  $0.05 \mu\text{m}$
- Measurement ranges **0.5 to 20 mm**.
- Precision linear bearings – life **100 million** cycles
- Very low tip force  **$<0.18 \text{ N}$**
- Spring push, pneumatic or vacuum retract
- Excellent magnetic screening makes the Digital Probe immune from external interference



Transducer hard wired to Orbit® 3  
Conditioning Electronics for best accuracy

### Standard DP Transducer / Spring Gauging Probe

The standard DP range of Solartron Push transducers / probes has become the workhorse for the gauging industry. Very high resolution, excellent repeatability and accuracy coupled with high data rates comes as standard. Long life precision bearings, and an IP65 rating ensure that the transducers maintain their performance for millions of cycles. Pneumatic transducers are ideal for use in automatic gauging applications or for accessing details that would be difficult or impossible to reach with spring push transducers. With no side load applied at the contact tip, pneumatic probes ensure excellent repeatability and long life.

### Special Low Force Feather Touch Transducers / Gauging Probes

Feather Touch transducers have been designed especially to gauge or measure delicate surfaces such as car windscreens, pharmaceutical bottles, electro-mechanical components and plastic parts. Whereas a traditional transducer exerts a tip force of approximately 0.7N, the Feather Touch exerts a mere **0.18N** when used in the horizontal position. This reduction is achieved by replacing the gaiter with a close tolerance gland. On pneumatic versions the air leakage through the gland is restricted to less than 2.5 ml per second at 1 bar to minimise the possibility of contamination to the surface being gauged. Despite the low volume of air flow the bearing within the probe is constantly purged, avoiding the build up of dust (use of filtered air is recommended). The ultra feather touch probe has a tip force of between 0.03 and 0.06N

Replaceable nylon tips are used to guard against surface damage, although, for measuring hot glass, tungsten carbide tips can be fitted. Optional woven nylon or steel braid covering on the cable provides additional protection for applications where down time is critical.

For ultimate low force, Feather Touch Probes can be supplied without a spring. Forward and return movements are activated by pneumatic/vacuum retract, but adjustment of air pressure allows all probes to have identical tip force, constant over the entire measurement range. If the probe is mounted vertically (tip up), retraction is by the dead weight of the moving parts, eliminating the need for vacuum.

### Jet (J Type) Pneumatic Transducer / Gauging Probe

J Type probes are similar to standard pneumatic transducers except that actuation is by an inbuilt piston. High tip forces are available but as air is vented through a port close to the front of the probe, they have a lower IP rating. These probes will continue to operate even if the gaiter becomes punctured.

# orbit3

## Digital Linear Measurement Transducers / Gauging Probes With In Line Connector

### Features

- Same high performance as Standard Digital probe.
- In Line Connector makes installation easy as the **Probe can be separated from the electronics**
- Small Diameter Connector for ease of installation
- Connector has IP67 rating



### Description

A complimentary range to the standard hard wired digital gauging transducers. The digital transducer and Orbit® 3 electronics are connected with an in line connector. The in line connector can be mounted close to the probe so that the probe can be replaced without having to unthread/thread the cable. It can also be mounted on the Orbit® 3 electronics module.

Solartron Metrology uses a dedicated digital probe which has much better screening for magnetic and electrical immunity. The in line connector feature allows flexibility while maintaining a very high resolution, excellent linearity and a high data speed of the Orbit® 3 system. Probes can be replaced without any reprogramming of the controlling software.

Small diameter of the connector allows easier threading through a machine for replacement. It has a lightweight, corrosion resistant glass reinforced thermoplastic body, with IP67 protection against dust and water ingress.

# orbitACS

Orbit® ACS is a specific range of products which integrate contact and non contact linear measurement transducers with an electronics module that includes an integral display. These products are excellent for a small number of measuring points, are stand alone (i.e. do not require PSIMs or Orbit® Controllers) and have an integral Modbus and ASCII interface plus flexible discrete I/O.

See separate Orbit® ACS datasheet for more details.



## Technical Specification Standard Spring Push and Pneumatic, Feather Touch and In Line Connector

### Products (Dia 8h6)

Spring Push Axial Cable	DP/0.5/S	DP/1/S	DP/2/S	DP/5/S	DP/10/S	DP/20/S	DP10/2S
Spring Push Radial Cable			DPR/2/S	DPR/5/S	DPR/10/S	DPR/20/S	DPR10/2S
Spring Push Axial Cable Feather Touch			DT/2/S	DT/5/S	DT/10/S	DT/20/S	DT10/2S
Spring Push Radial Cable Feather Touch			DTR/2/S	DTR/5/S	DTR/10/S	DTR/20/S	DTR10/2S
Pneumatic Axial Cable			DP/2/P	DP/5/P	DP/10/P	DP/20/P	DP10/2S
Pneumatic Radial Cable			DPR/2/P	DPR/5/P	DPR/10/P	DPR/20/P	DPR10/2P
Pneumatic Axial Cable Feather Touch			DT/2/P	DT/5/P	DT/10/P	DT/20/P	DT10/2S
Pneumatic Radial Cable Feather Touch			DTR/2/P	DTR/5/P	DTR/10/P	DTR/20/P	DTR10/2S

### Measurement Performance

Measurement Range (mm)	0.5	1	2	5	10	20	2
Accuracy (% of Reading) (Note 1)	0.05	0.05	0.05	0.05	0.06	0.7	0.05
Accuracy (% of Reading) (Note 1) - with In line Connector	N/A	0.2	0.2	0.15	0.15	0.15	0.2
Repeatability (worst case) $\mu\text{m}$ (Note 2)	0.1	0.15	0.15	0.15	0.15	0.15	0.15
Repeatability (typical) $\mu\text{m}$ (Note 3)	0.05	0.05	0.05	0.05	0.07	0.07	0.05
Resolution ( $\mu\text{m}$ )	0.01	0.01	0.01	0.05	0.05	0.1	0.01
Pre Travel (mm)	0.03	0.15	0.15	0.15	0.15	0.15	0.15
Post Travel (mm)	0.05	0.35	0.85	0.85	0.85	0.85	8.85
Tip Force (N) at Middle of Range $\pm 20\%$							
Spring Push	0.7	0.7	0.7	0.7	0.7	0.7	0.7
Spring Push Feather Touch	0.3	0.3	0.3	0.3	0.3	0.3	0.3
Pneumatic at 0.4 bar	N/A	N/A	0.7	0.7	0.7	0.7	0.7
Pneumatic at 1 bar	N/A	N/A	2.6	2.6	2.6	2.6	2.6
Pneumatic Feather Touch $\pm 30\%$ at 0.3 bar	N/A	N/A	0.18	0.18	0.18	0.18	0.18
Pneumatic Feather Touch $\pm 30\%$ at 1 bar	N/A	N/A	1.1	1.1	1.1	1.1	1.1
Pneumatic Jet	N/A	N/A	0.85	0.85	0.85	0.85	0.85
Temperature Coefficient %FS/ $^{\circ}\text{C}$	0.01	0.01	0.01	0.01	0.01	0.01	0.01

### Environmental

Sealing for Probe	IP65 with gaiter or IP50 without gaiter IP43 for module and TCON
Sealing for Probe Interface Electronics	
Storage Temperature ( $^{\circ}\text{C}$ )	
Probe Operating Temperature with Gaiter ( $^{\circ}\text{C}$ )	
Probe Operating Temperature without Gaiter ( $^{\circ}\text{C}$ )	
Electronics Operating Temperature ( $^{\circ}\text{C}$ )	
EMC Emissions	
EMC Immunity	EN61000-6-3 EN61000-6-2
Probe Life	100 million cycles (no side load), > 10 million cycles in most applications

### Material

Probe Body	Stainless Steel Nylon, Ruby, Silicon Nitride, Tungsten Carbide Fluoroelastomer or Silicon PUR ABS
Probe Tip (options)	
Gaiter (Note 6)	
Cable	
Electronics Module	

### Electronics Interface (Orbit®3)

Orbit®3 Interface Options	USB, Ethernet, RS232 3906 readings per second 460, 230, 115, 58, 29, 14, 7, 4 5 $\pm$ 0.25 VDC @ 0.06A typical
Reading Rate	
Bandwidth of Electronics (Hz) user selectable	
Power	

Note 1: Accuracy 0.1  $\mu\text{m}$  or % reading whichever greater

Note 2: Repeated operation against a carbide target with side load applied to the bearing using max-min

Note 3: Repeated operation against a carbide target standard deviation from average (68%)

Note 6: Different gaiter materials available for specific applications - Fluoroelastomer standard option

# Ultra Feather Touch

Extreme low tip force transducer / gauging probe

## Features

- Ultra low 0.03 N – 0.06 N tip force
- 0.06% of reading accuracy
- Compact package
- Different tips available, including Nylon, Ruby and Flat

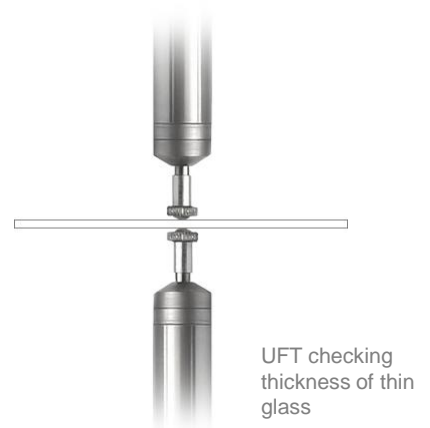
## Description

Solartron Metrology, now offers the Ultra Feather Touch probe, a sensor with so light a tip force, 0.03 – 0.06 N (3-6 grams), it is a viable alternative to a non-contact sensor. With various tips available in ruby and nylon, the UFT is already being used to check glass, rubber, semi-conductor wafers and other delicate materials.

Like other Solartron probes, the 10 mm stroke UFT carries an ultra precise 0.06% of reading accuracy, along with a 0.15  $\mu$ m repeatability, and 0.01  $\mu$ m resolution. A laser or other non-contact sensor with those stats would cost considerably more. Also, its compact 8 mm diameter package enables more points within small areas to be measured.

The Solartron Ultra Feather Touch probe is available in both spring and pneumatic, and will connect with Orbit<sup>®</sup> 3 and Orbit<sup>®</sup> ACS systems.

Please note, the Ultra Feather Touch, due to the lighter, thinner stem does, does not respond well to sideloads.




UFT checking thickness of thin glass



UFT checking a cell phone screen



UFT checking semi-conductor wafer



UFT checking Hard Disk Drive casing

**Precision. Quality. Reliability**

[www.solartronmetrology.com](http://www.solartronmetrology.com) • [sales.solartronmetrology@ametek.com](mailto:sales.solartronmetrology@ametek.com)

## Technical Specification Ultra Low Tip Force Transducer / Gauging Probe

### Products (Dia 8h6)

Spring Push Axial Cable	DW/10/S
Pneumatic Axial Cable	DW/10/P

### Measurement Performance

Measurement Range (mm)	10
Accuracy (% of Reading) (Note 1)	0.06
Accuracy (% of Reading) (Note 1) - with In line Connector	0.15
Repeatability (worst case) $\mu\text{m}$ (Note 2)	0.15
Repeatability (typical) $\mu\text{m}$ (Note 3)	0.05
Resolution ( $\mu\text{m}$ )	0.01
Pre Travel (mm)	0.15
Post Travel (mm)	0.85
Tip Force (N) at Middle of Range $\pm 20\%$	
Spring Push	0.03 to 0.06
Pneumatic at 0.4 bar	0.03 to 0.06
Temperature Coefficient %FS/ $^{\circ}\text{C}$	0.01

### Environmental

Sealing for Probe	IP50
Sealing for Probe Interface Electronics	IP43 for module and TCON
Storage Temperature ( $^{\circ}\text{C}$ )	-20 to +80
Probe Operating Temperature	-10 to +80
Electronics Operating Temperature ( $^{\circ}\text{C}$ )	0 to 60
EMC Emissions	EN61000-6-3
EMC Immunity	EN61000-6-2
Probe Life	> 10 million cycles with minimum side load applied.

### Material

Probe Body	Stainless Steel
Probe Tip (options)	Nylon, Ruby, Silicon Nitride, Tungsten Carbide
Cable	PUR
Electronics Module	ABS

### Electronics Interface (Orbit®3)

Orbit®3 Interface Options	USB, Ethernet, RS232
Reading Rate	3906 readings per second
Bandwidth of Electronics (Hz) user selectable	460, 230, 115, 58, 29, 14, 7, 4

Note 1: Accuracy 0.1  $\mu\text{m}$  or % reading whichever greater

Note 2: Repeated operation against a carbide target with side load applied to the bearing using max-min

Note 3: Repeated operation against a carbide target standard deviation from average (68%)

# orbit3

## Miniature Digital Linear Measurement Transducers / Gauging Probes

### Features

- Same **high performance as Standard** Digital Transducer / Gauge Probe
- **Narrow 6 mm diameter body**
- **Ultra short**
- 1, 2, 5 and 12 mm measuring ranges
- Excellent repeatability
- Very compact and robust
- Changeable tips



### Description

#### A novel approach to high performance yet compact Measuring and Gauging Transducers

The lack of space to fit a transducer is often a problem for gauge builders and test engineers alike. Very small transducers have usually meant a reduction in performance and / or life expectancy, but that has now changed.

Solartron Metrology has taken a novel but practical route to solving the problem of close proximity gauging to produce the D6J / D6P range of narrow body Transducers / Gauging Probes.

Up to 25% reduction in diameter over conventional transducers has been achieved yet performance and life expectancy has been maintained, due to a completely new approach to the construction of gauge probes. Long life precision bearings ensure that probes maintain their performance for millions of cycles.

Where body length is a driving factor, the DZ range offers an alternative with up to 50% reduction in length over conventional 1mm and 2mm measuring transducers has been achieved yet performance and life expectancy has been maintained due to a completely new approach to the construction of the transducer.

The position detection system in a traditional transducer normally sits behind the bearing. A reduction in overall length of a transducers normally achieved by reducing the size of a bearing, which in turn affects the life or accuracy. Solartron's novel approach of fitting a specially designed position detector inside a Ball Sleeve Bearing enables the gauge builder to install extremely compact transducers without compromising on performance.



## Technical Specification: Narrow Body Diameter Transducers

### Products (Body Dia 6h6)

Spring Push Axial Cable	D6P/2/S	D6P/5/S	N/A
Pneumatic Axial Cable	D6J/2/P	D6J/5/P	D6J/12/P

### Measurement Performance

Measurement Range (mm)	2	5	12
Accuracy (% of Reading) (Note 1)	0.05	0.05	0.10
Repeatability (worst case) $\mu\text{m}$ (Note 2)	0.15	0.15	0.50
Repeatability (typical) $\mu\text{m}$ (Note 3)	0.05	0.05	0.25
Resolution ( $\mu\text{m}$ )	0.01	0.05	0.10
Pre Travel (mm)	0.15	0.15	0.15
Post Travel (mm)	0.85	0.85	0.85
Tip Force (N) at Middle of Range $\pm 20\%$			
Spring Push	0.7	0.7	N/A
Pneumatic Jet at 0.9 bar	0.7	0.7	N/A
Pneumatic Jet at 1 bar	N/A	N/A	0.7
Temperature Coefficient %FS/ $^{\circ}\text{C}$	0.01	0.01	0.01

### Environmental

Sealing for Probe	IP65 with gaiter or IP50 without gaiter IP43 for module and TCON
Sealing for Probe Interface Electronics	
Storage Temperature ( $^{\circ}\text{C}$ )	-20 to +80
Probe Operating Temperature with Gaiter ( $^{\circ}\text{C}$ )	+5 to +80
Probe Operating Temperature without Gaiter ( $^{\circ}\text{C}$ )	-10 to +80
Electronics Operating Temperature ( $^{\circ}\text{C}$ )	0 to 60
EMC Emissions	EN61000-6-3
EMC Immunity	EN61000-6-2

### Material

Probe Body	Stainless Steel
Probe Tip (options)	Nylon, Ruby, Silicon Nitride, Tungsten Carbide
Gaiter (Note 6)	Fluoroelastomer or Silicon
Cable	PUR
Electronics Module	ABS

### Electronics Interface (Orbit®3)

Orbit®3 Interface Options	USB, Ethernet, RS232
Reading Rate	3906 readings per second
Bandwidth of Electronics (Hz) user selectable	460, 230, 115, 58, 29, 14, 7, 4
Power	5 $\pm$ 0.25 VDC @ 0.06A typical

Note 1: Accuracy 0.1  $\mu\text{m}$  or % reading whichever greater

Note 2: Repeated operation against a carbide target with side load applied to the bearing using max-min

Note 3: Repeated operation against a carbide target standard deviation from average (68%)

Note 6: Fluoroelastomer on 2mm, Silicon on 5 and 12 mm

## Technical Specification: Ultra Short Transducers

### Products (Dia 8h6)

Spring Push Axial Cable	DZ/1/S	DZ/2/S
Spring Push Radial Cable	DZR/1/S	DZR/2/S

### Measurement Performance

Measurement Range (mm)	1	2
Accuracy (% of Reading) (Note 1)	0.1	0.1
Repeatability (worst case) $\mu\text{m}$ (Note 2)	0.15	0.15
Repeatability (typical) $\mu\text{m}$ (Note 3)	0.05	0.05
Resolution ( $\mu\text{m}$ )	0.01	0.01
Pre Travel (mm)	0.15	0.15
Post Travel (mm)	0.35	0.35
Tip Force (N) at Middle of Range $\pm 20\%$ Spring Push	0.7	0.7
Temperature Coefficient %FS/ $^{\circ}\text{C}$	0.01	0.01

### Environmental

Sealing for Probe	IP65 with gaiter
Sealing for Probe Interface Electronics	IP43 for module and TCON
Storage Temperature ( $^{\circ}\text{C}$ )	-20 to +80
Probe Operating Temperature with Gaiter ( $^{\circ}\text{C}$ )	+5 to +80
Probe Operating Temperature without Gaiter ( $^{\circ}\text{C}$ )	-10 to +80
Electronics Operating Temperature ( $^{\circ}\text{C}$ )	0 to 60
EMC Emissions	EN61000-6-3
EMC Immunity	EN61000-6-2

### Material

Probe Body	Stainless Steel
Probe Tip (options)	Nylon, Ruby, Silicon Nitride, Tungsten Carbide
Gaiter (Note 6)	Fluoroelastomer
Cable	PUR
Electronics Module	ABS

### Electronics Interface (Orbit@3)

Orbit@3 Interface Options	USB, Ethernet, RS232
Reading Rate	3906 readings per second
Bandwidth of Electronics (Hz) user selectable	460, 230, 115, 58, 29, 14, 7,4

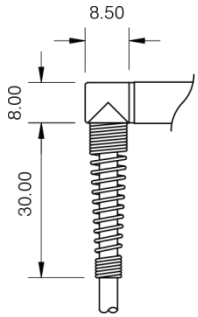
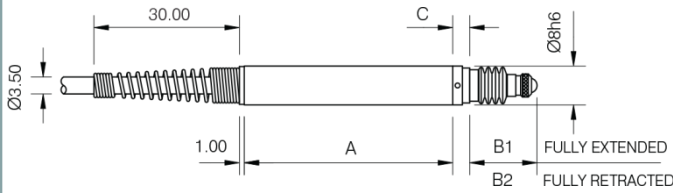
Note 1: Accuracy 0.1  $\mu\text{m}$  or % reading whichever greater

Note 2: Repeated operation against a carbide target with side load applied to the bearing using max-min

Note 3: Repeated operation against a carbide target standard deviation from average (68%)

**Standard Spring Push DP/S**

	DP/2/S	DP10/2/S	DP/5/S	DP/10/S	DP/20/S
A	47.50	75.00	66.40	90.50	127.00
C	2.00	4.00	2.00	2.00	3.00
B1	13.90	24.40	17.40	25.40	44.90
B2	10.90	14.40	11.40	14.40	23.90

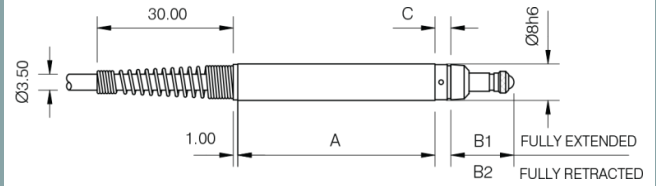


A R/A adapter kit is available for axial probes where space is limited – see website

For R/A version A is -3 mm

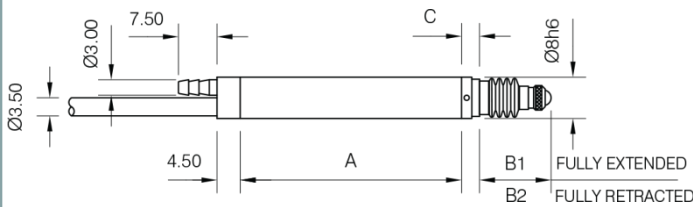
**Feather Touch Spring Push DT/S**

	DT/2/S	DT/5/S	DT/10/S	DT/20/S
A	47.50	66.40	90.50	127.00
C	2.00	2.00	2.00	3.00
B1	13.90	17.40	25.40	33.90
B2	10.90	11.40	14.40	12.90

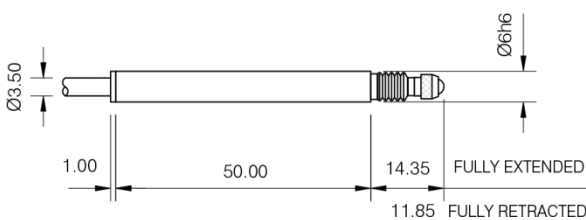


**Vacuum Retract (DP/V)**

	DP/2/V	DP/5/V	DP/10/V	DP/20/V
A	46.00	65.00	96.00	127.00
C	2.00	2.00	2.00	3.00
B1	13.90	17.40	25.40	44.90
B2	10.90	11.40	14.40	23.90

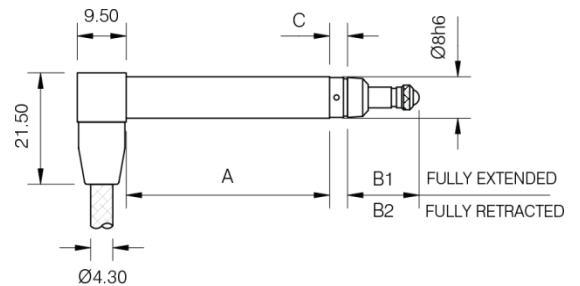


**6mm dia body Spring Push (D6P2)**

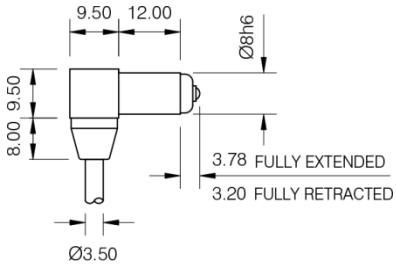


**Feather Touch Spring Push DT/S**

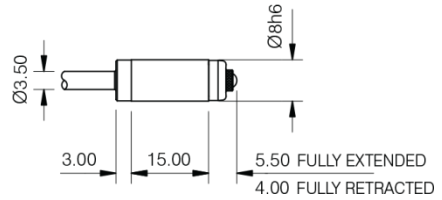
	DTR/2/S	DTR/5/S	DTR/10/S	DTR/20/S
A	33.50	52.50	76.50	113.50
C	2.00	2.00	2.00	3.00
B1	13.90	17.40	25.40	33.90
B2	10.90	11.40	14.40	12.90



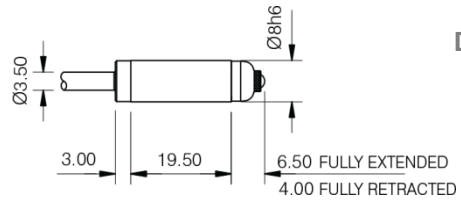
**Ultra Short Spring Push (DP/0.5/S)**



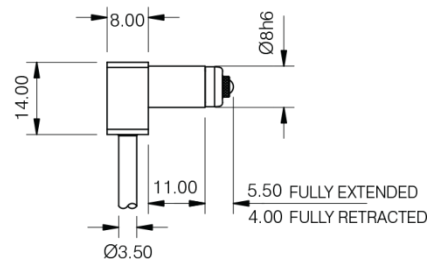
**Ultra Short Spring Push (DZ/S)**



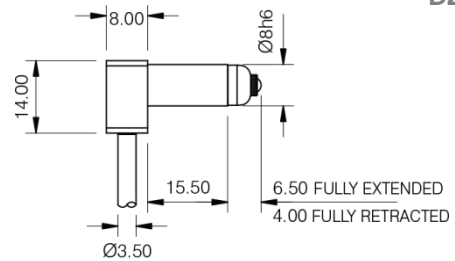
**DZ/1/S**



**DZ/2/S**



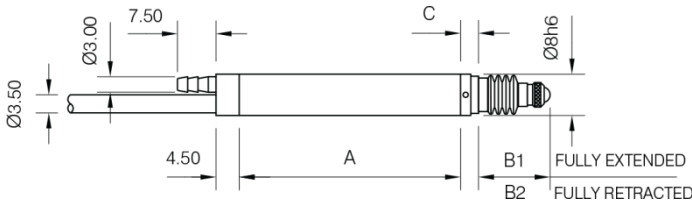
**DZR/1/S**



**DZR/2/S**

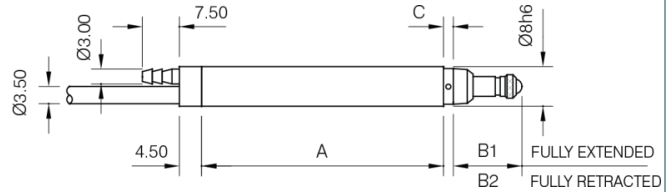
**Pneumatic Push DP/P**

	DP/2/P	DP10/2/P	DP/5/P	DP/10/P	DP/20/P
A	52.50	84.00	71.00	96.00	127.00
C	2.00	2.00	1.00	2.00	3.00
B1	13.90	25.40	17.40	25.40	44.90
B2	10.90	10.90	11.40	14.40	23.90



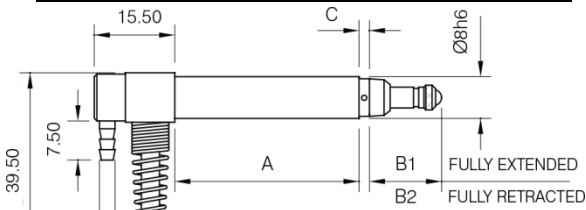
**Feather Touch Pneumatic Push DT/P**

	DT/2/T	DT/5/T	DT10/T	DT20/T
A	52.50	71.00	96.00	127.00
C	2.00	2.00	2.00	3.00
B1	13.90	17.40	25.40	33.90
B2	10.90	11.40	14.40	12.90

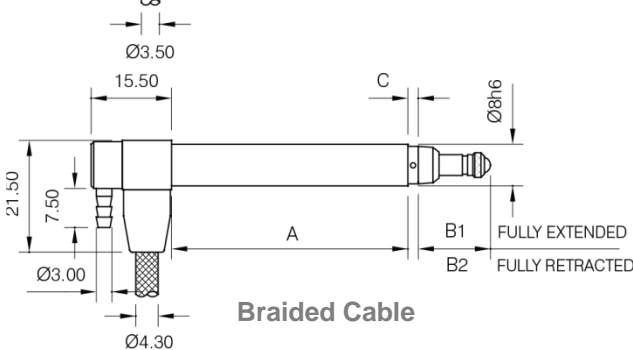


**Right Angled Pneumatic Push (DTR/P)  
90° output**

	DTR/2/P	DTR/5/P	DTR/10/P	DTR/20/P
A	38.50	57.50	82.50	113.50
C	2.00	2.00	2.00	3.00
B1	13.90	17.40	25.40	33.90
B2	10.90	11.40	14.40	12.90



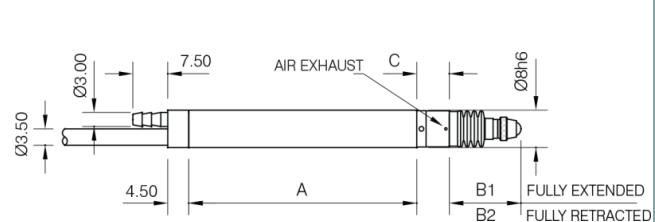
**Non Braided Cable**



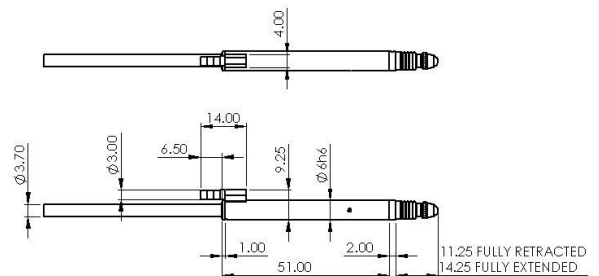
**Braided Cable**

**Gaiter Independent Pneumatic Push (DJ/P)  
90° output**

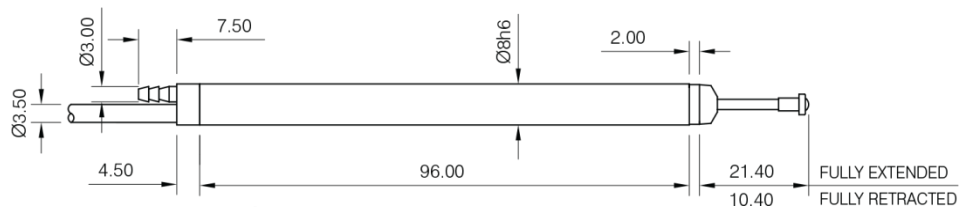
	DJ/2/P	DJ10/2/P	DJ/5/P	DJ/10/P
A	52.00	84.00	71.00	96.00
C	7.00	7.00	7.00	7.00
B1	15.40	26.90	18.90	26.90
B2	12.40	15.90	12.90	15.90



**Gaiter Independent 6mm dia body Pneumatic (D6J/2/P)**



**Ultra Feather Touch Pneumatic Push**



For 3D drawings, please contact [sales.solartronmetrology@ametek.co.uk](mailto:sales.solartronmetrology@ametek.co.uk)

**United Kingdom - Head Office**

Solartron Metrology  
Steyning Way  
Bognor Regis  
West Sussex  
PO22 9ST  
Tel: +44 (0) 1243 833333  
Fax: +44 (0) 1243 833322  
[Sales.solartronmetrology@ametek.com](mailto:Sales.solartronmetrology@ametek.com)

**France**

Solartron Metrology  
Rond-point de l'Espine des Champs  
Buroplus - Bat. D  
Elancourt 78990  
Tel: +33 (0)1 30 68 89 50  
Fax: +33 (0)1 30 68 89 59  
[france.solartronmetrology@ametek.com](mailto:france.solartronmetrology@ametek.com)

**Germany**

Ametek GmbH  
Solartron Metrology Division  
Rudolf-Diesel-Strasse 16  
40670 Meerbusch  
Tel: +49 (0) 2159 9136 500  
Fax: +49 (0) 2159 9136 505  
[vertrieb.solartron@ametek.de](mailto:vertrieb.solartron@ametek.de)

**Brazil**

Ametek do Brasil, Ltda  
Rod. Eng Ermenio de Oliveira Penteado, Km 57, SP75  
Bairro Tombadouro  
13337-300, Indaiatuba, SP, Brazil  
Tel: +55 19 2107 4126

**India**

Ametek Instruments India Private Limited  
1st Floor, Left Wing  
Prestige Featherlite Tech Park  
Plot #148, EPIP II Phase  
Whitefield, Bengaluru 560 066  
Karnataka, India  
Tel: +91 80 6782 3200  
Fax: +91 80 6782 3232

**USA**

Solartron Metrology  
USA Central Sales Office  
915 N.New Hope Road, Suite C  
Gastonia, NC 28054  
Tel: +1 800 873 5838  
Fax: +1 704 868 8466  
[usasales.solartronmetrology@ametek.com](mailto:usasales.solartronmetrology@ametek.com)

**China**

AMETEK Commercial Enterprise (Shanghai) Co. Ltd  
No. 155 Puhui Road  
Ju Ting Economic Development Zone  
Shanghai 200131, China  
Tel: +86 21 5763 2509  
Fax: +86 21 5866 0969 Ext. 261/262  
[china.solartronmetrology@ametek.com](mailto:china.solartronmetrology@ametek.com)



**Solartron  
Metrology**

*Precision Driven*

Offices worldwide  
Agent and distributor details  
available at  
[www.solartronmetrology.com](http://www.solartronmetrology.com)



Q09540

Solartron pursues a policy of continuous development. Specifications in this document may therefore be changed without notice.

**AMETEK**<sup>®</sup>  
ULTRA PRECISION TECHNOLOGIES

Precision. Quality. Reliability

[www.solartronmetrology.com](http://www.solartronmetrology.com) • [sales.solartronmetrology@ametek.com](mailto:sales.solartronmetrology@ametek.com)